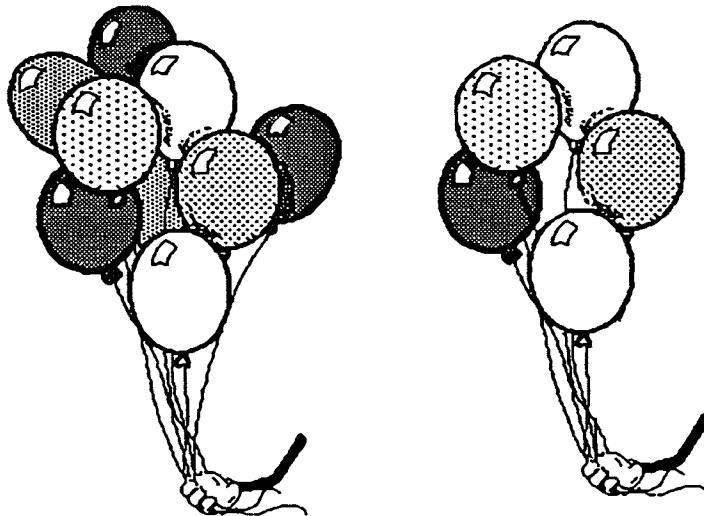


Mercury
Kindergarten

WORKSHEETS

- ★ 2. What is the phone number to dial for emergency help?

- ★ 3. Color the picture with more balloons.

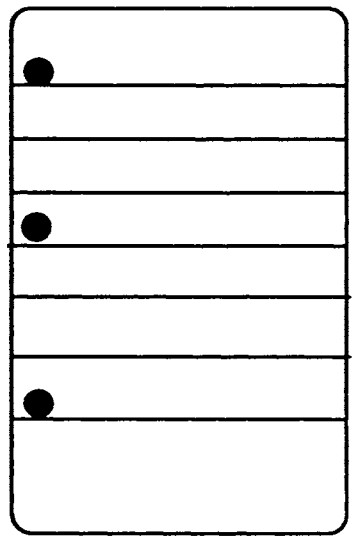


- ★★★★ 4. Draw a line from the number to the same amount of dots. (The first one is done for you.)

2	1	5	4	3
•	••	••	•••	••


★★ 5. How many holes are on this paper? _____

How many lines are on this paper? _____



★★ 6. How many slices of pizza are there? _____

Color in 2 slices.




(Parents: Reading the problem to your child is ALWAYS okay. If you help them solve the problems, please initial the problem and they will receive partial credit.)

★ 1. _____
(FIRST NAME) (LAST NAME)


★★ 2. Color in every other square:



★★ 3. How many cats are there?



★★★ 4. If you gave a friend 2 cookies, and he ate 1 cookie, how many cookies would he have left?





★★★ 5. How many sides does this square have? _____
How many sides does this triangle have? _____
How many sides does this rectangle have? _____



★★★ 6. How many noses are there? _____


How many ears are there? _____

How many legs are there? _____




(Parents: Reading the problem to your child is ALWAYS okay. If you help them solve the problems, please initial the problem and they will receive partial credit.)

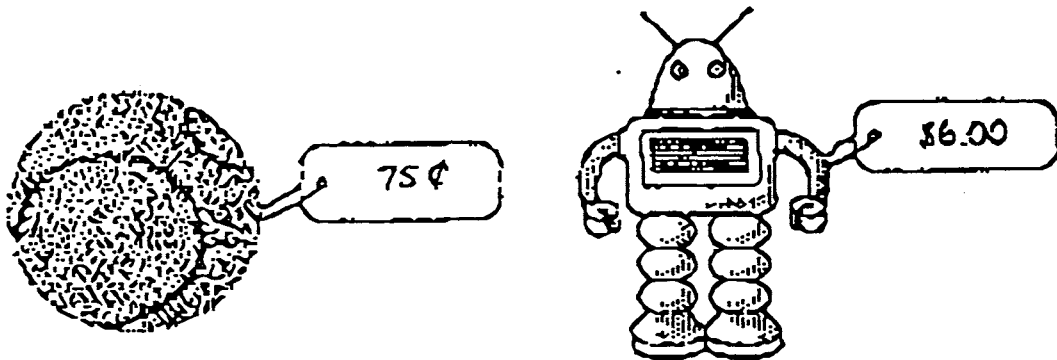
★ 2. How many crayons? —



★★ 3. Copy the pattern exactly.




★★★ 4. Color in the toy that costs more money.



★★★ 5. How many balls are inside the box? _____

How many balls are outside the box? _____


How many balls are there total? _____



★★★★ 6. How many stars are there? _____

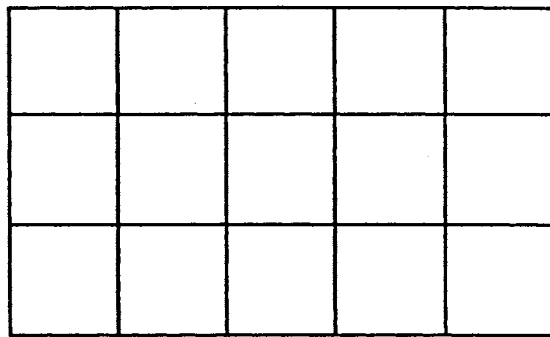
How many moons are there? _____

How many suns, moons, and stars together? _____



(Parents: Reading the problem to your child is ALWAYS okay. If you help them solve the problems, please initial the problem and they will receive partial credit.)

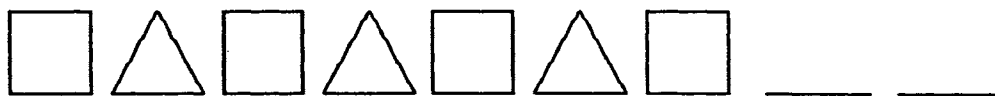
★★★ 2. Color 6 squares blue and 6 squares red. How many are left that are not colored?



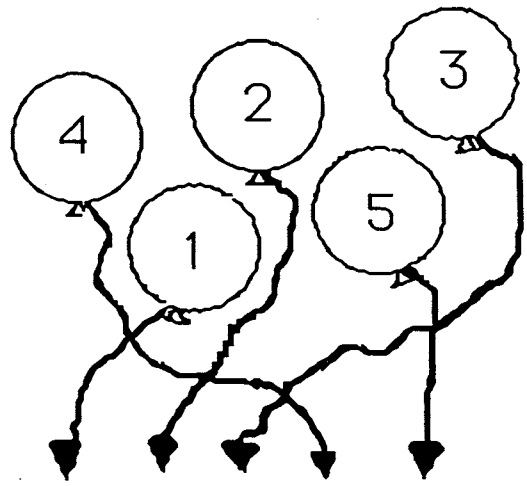
★ 3. Circle 2 dots below: Circle 5 dots below:



★★ 4. Draw the last two missing pattern pieces.



★★ 5. Follow the string and write the number on the line.




★★★★ 6. How many dogs are there? _____

How many legs do you see? _____

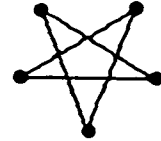
How many tails are there? _____

How many eyes do these two dogs have? _____

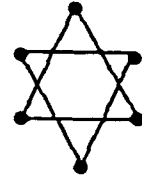


(Parents: Reading the problem to your child is ALWAYS okay. If you help them solve the problems, please initial the problem and they will receive partial credit.)

★★ 2. How many points are on this star? _____



How many points are on this star? _____



★ 3. Color the star above that has more points.

★★★★ 4.

○	○	○	○	○	○				
★	★								
□	□	□	□	□	□	□			

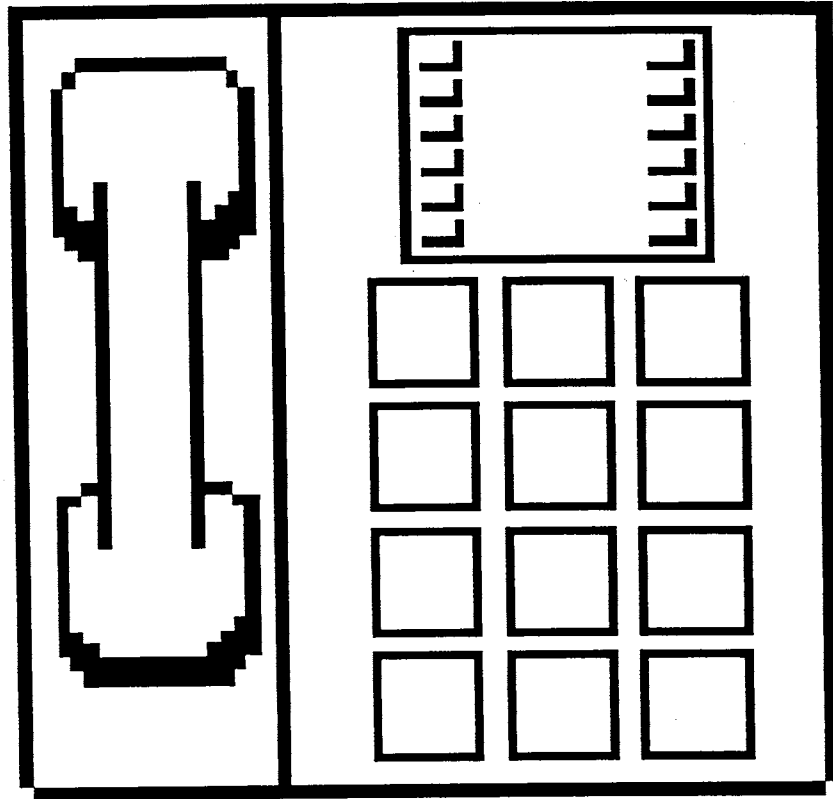
How many circles (○) are there? _____

How many squares (□) are there? _____

How many stars (★) are there? _____

Put a ✓ for each year old you are, in the bottom row.

★★★ 5. Look at a telephone. Put numbers on the buttons below.



★★ 6. Draw a line from the problem to the correct answer.

5 4 3

$\begin{matrix} \bullet & + & \bullet \\ \bullet & & \bullet \end{matrix} = ?$

 $\begin{matrix} \bullet & + & \bullet \\ \bullet & & \bullet \end{matrix} = ?$

$\begin{matrix} \bullet & + & \bullet \\ \bullet & & \bullet \end{matrix} = ?$

(Parents: Reading the problem to your child is ALWAYS okay. If you help them solve the problems, please initial the problem and they will receive partial credit.)

SUNSHINE MATH - K
Mercury, 6

★ 1. _____
(FIRST NAME) (LAST NAME)

★ 2. How old is Eric? ____
(count the candles)


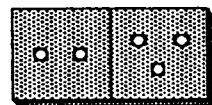
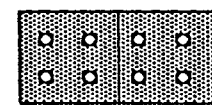

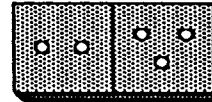





★★ 3. Fill in the missing numbers:

1 2 3 ____ 5

6 7 ____ 9 10

★★★★ 4. Match the dominoes by drawing a line to the same one.



★★★★ 5.

Color in 1 → #1

Color in 2 → #2's

Color in 3 → #3's

Color in 4 → #4's

Color in 5 → #5's

1	1	1	1	1	1
2	2	2	2	2	2
3	3	3	3	3	3
4	4	4	4	4	4
5	5	5	5	5	5

★★★★ 6. Count objects to help you do these.

$$\begin{array}{r} 1 \\ +1 \\ \hline \end{array}$$
$$\begin{array}{r} 3 \\ +1 \\ \hline \end{array}$$
$$\begin{array}{r} 2 \\ +1 \\ \hline \end{array}$$
$$\begin{array}{r} 1 \\ +4 \\ \hline \end{array}$$

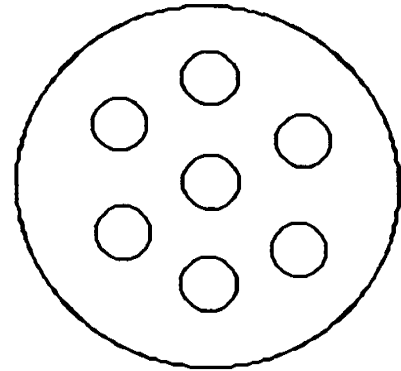
— — — —

$$\begin{array}{r} 8 \\ +1 \\ \hline \end{array}$$
$$\begin{array}{r} 1 \\ +6 \\ \hline \end{array}$$
$$\begin{array}{r} 7 \\ +1 \\ \hline \end{array}$$
$$\begin{array}{r} 5 \\ +1 \\ \hline \end{array}$$

— — — —

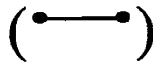
(Parents: Reading the problem to your child is ALWAYS okay. If you help them solve the problems, please initial the problem and they will receive partial credit.)

★★ 2. How many circles are there? (Total)

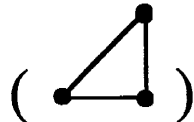


★★★ 3.


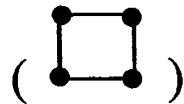
Connect 2 dots for a line.



Connect 3 dots for a triangle.



Connect 4 dots for a square.



★★★ 4. Write in the next number.

1 2 3 4 _____

3 4 5 6 _____

5 6 7 8 _____

★★★★ 5. Fill in the missing number in each row.

6 7 8 9 ___

6 ___ 8 9 10

6 7 ___ 9 10

6 7 8 ___ 10

★★★★ 6. If $A = 1$

$B = 2$

$C = 3$

$D = 4$

$E = 5$

$F = 6$

then $A+B+C =$ _____

(Parents: Reading the problem to your child is ALWAYS okay. If you help them solve the problems, please initial the problem and they will receive partial credit.)

★ 1. _____
(FIRST NAME) (LAST NAME)

★★ 2. Write in the numbers from 1 to 10.

_____	_____	_____	_____	_____
_____	_____	_____	_____	_____

★ 3. Efrem is 7 years old.

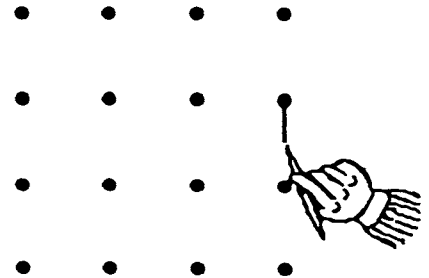
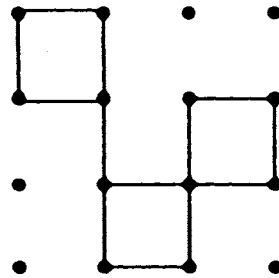
Stephanie is 9 years old.

Who is older?


Put a ✓ in the box.




★★★★ 4. Copy this pattern.....over to here.



★★★ 5. Color 4 squares that touch each other to make 1 big square.



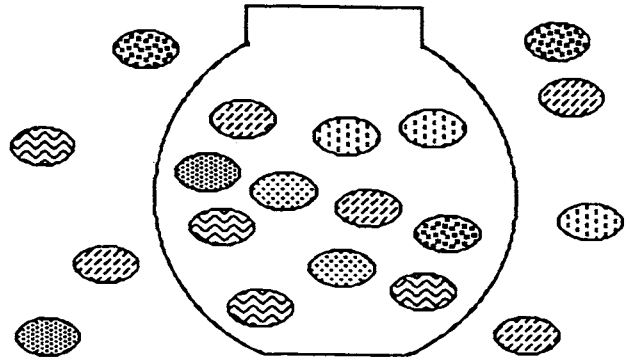
★★★★ 6. Color 6 squares that touch each other to make a rectangle.



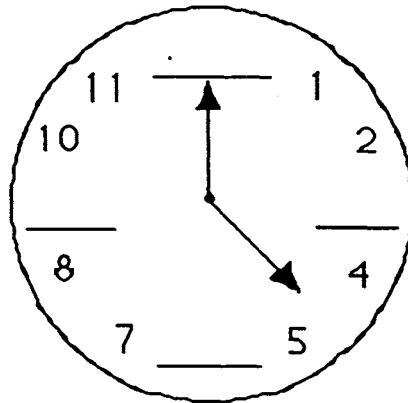
(Parents: Reading the problem to your child is ALWAYS okay. If you help them solve the problems, please initial the problem and they will receive partial credit.)

★ 1. _____
(FIRST NAME) (LAST NAME)

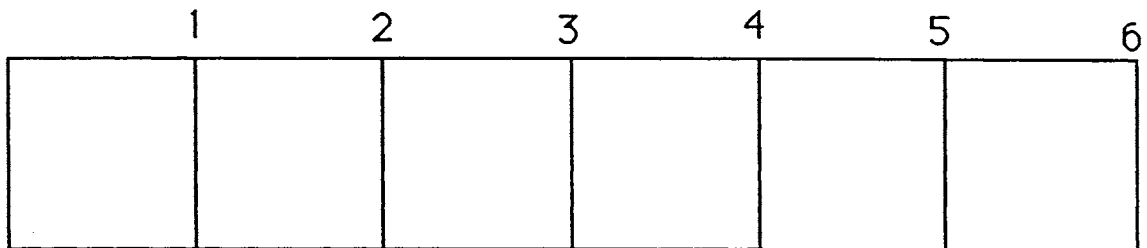
★ 2. How many
jellybeans
are in the
bowl?



★ 3. Fill in the
missing
numbers on
this clock.



★★ 4. Color in a segment that is 4 inches
long. (Each square is 1 inch long.)



★★★★ 5. How many letters are there in the alphabet? _____

A	B	C	D	E	F	G	H	I
J	K	L	M	N	O	P	Q	R
S	T	U	V	W	X	Y	Z	

★★★★ 6. Circle Sunday, June 14.

JUNE 1998						
S	M	Tu	W	Th	F	S
Sunday	Monday	Tuesday	Wednesday	Thursday	Friday	Saturday
	1	2	3	4	5	6
7	8	9	10	11	12	13
14	15	16	17	18	19	20
21	22	23	24	25	26	27
28	29	30				

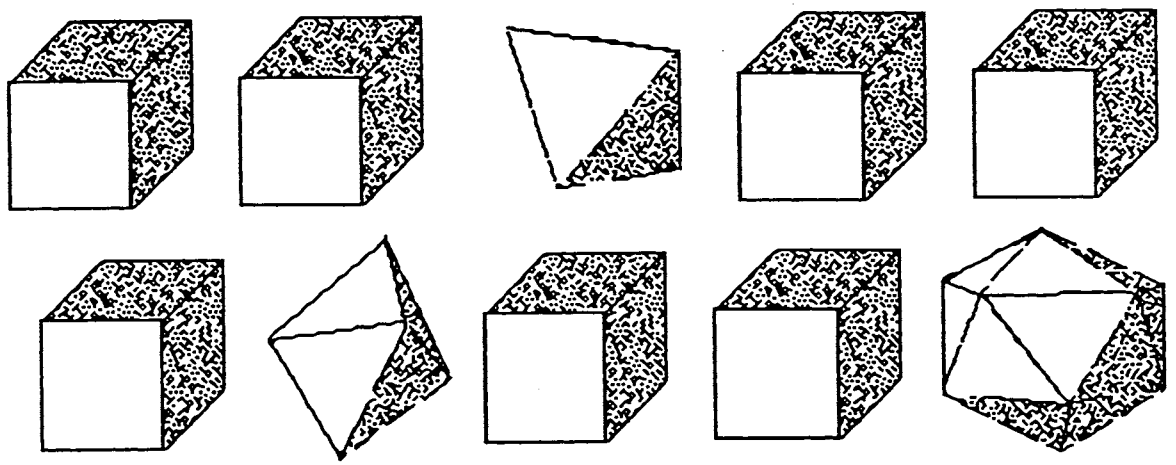
(Parents: Reading the problem to your child is ALWAYS okay. If you help them solve the problems, please initial the problem and they will receive partial credit.)

★ 1. _____
(FIRST NAME) (LAST NAME)

★★ 2. Fill in the numbers between 10 and 20.

10 _____ _____ _____ _____
_____ _____ _____ _____ _____ 20

★ 3. How many cubes are there? _____




★★ 4. How much is:

$$\begin{array}{r} 100 \\ +100 \\ \hline \end{array}$$

★★★ 5. Draw a house using:

1 big square



1 rectangle




1 triangle



2 small squares



★★★★ 6. Use pennies to measure this rectangle.



How many pennies wide (↓) is it? _____

How many pennies long (→) is it? _____

(Parents: Reading the problem to your child is ALWAYS okay. If you help them solve the problems, please initial the problem and they will receive partial credit.)